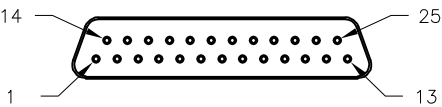


25 PIN D-SUB FEMALE END VIEW



- 1 = BLACK

2 = WHITE

3 = GRAY

4 = VIOLET

5 = LIGHT BLUE

6 = BLUE

7 = LIGHT GREEN

8 = GREEN

9 = YELLOW

10 = PINK

11 = ORANGE

12 = RED

13 = BROWN
- 14 = WHITE/BLACK

15 = GRAY/BLACK

16 = VIOLET/BLACK

17 = LIGHT BLUE/BLACK

18 = BLUE/BLACK

19 = LIGHT GREEN/BLACK

20 = GREEN/BLACK

21 = YELLOW/BLACK

22 = PINK/BLACK

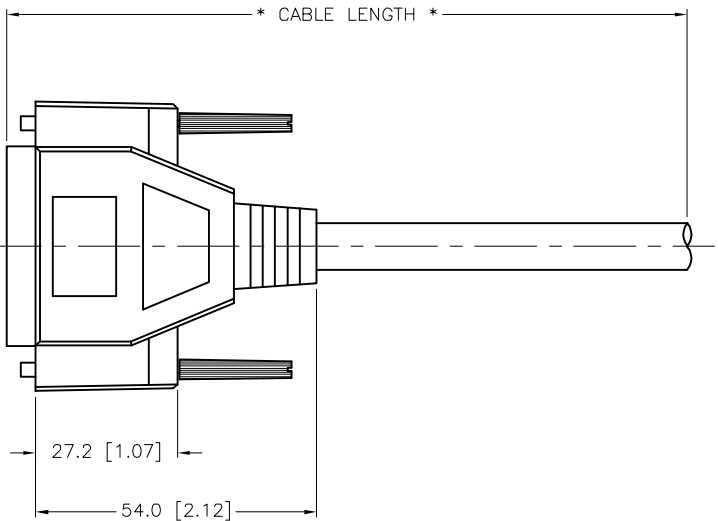
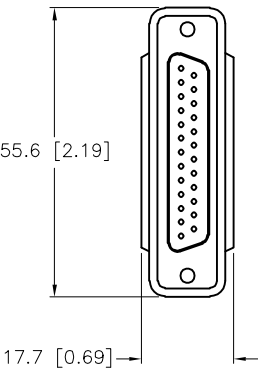
23 = ORANGE/BLACK

24 = RED/BLACK

25 = BROWN/BLACK

SPECIFICATIONS

OUTER CABLE JACKET MATERIAL/COLOR	PVC/BLACK
CONDUCTOR INSULATION MATERIAL	PVC
NUMBER OF CONDUCTORS [AWG]	25x24 AWG
TEMPERATURE RANGE	-20°C to +80°C (-4°F to 176°F)



CABLE LENGTH	TOLERANCE*
ALL LENGTHS	+ 4% (OR 50mm) OF LENGTH - 0% (OR 0mm) OF LENGTH WHICHEVER IS GREATER
STRIP LENGTH	TOLERANCE*
0-7mm	±0.5mm
8-29mm	±1.0mm
30-49mm	±2.0mm
50-69mm	±3.0mm
70-100mm	±4.0mm
OVER 100mm	±5.0mm
* UNLESS OTHERWISE SPECIFIED	

ALL DIMENSIONS REFERENCE ONLY

SOURCE DRAWING - FOR REFERENCE ONLY

RELATED DOCUMENTS 1. 2. 3. 4.	3RD ANGLE PROJECTION 	THIS DRAWING IS CONFIDENTIAL AND THE PROPERTY OF TURCK INC. USE OF THIS DOCUMENT WITHOUT WRITTEN PERMISSION IS PROHIBITED.		3000 CAMPUS DRIVE MINNEAPOLIS, MN 55441 1-800-544-7769 (763) 553-7300 (763) 553-0708 fax www.turck.us	
	ALL DIMENSIONS DISPLAYED ON THIS DRAWING ARE FOR REFERENCE ONLY CONTACT TURCK FOR MORE INFORMATION	DRFT RDS	DATE 11/25/02	 DESCRIPTION DBK 25-*	
		APVD KL	SCALE 1=1.5		
		UNIT OF MEASUREMENT MILLIMETER [INCH]		IDENTIFICATION NO.	REV C
MATERIAL SEE SPECIFICATIONS	DO NOT SCALE THIS DRAWING	FILE: 777001320		SHEET 1 OF 1	
FINISH SEE SPECIFICATIONS					

C	UPDATE SPEC BLOCK	NF	04/30/24	80129
REV	DESCRIPTION	BY	DATE	ECO NO.